




NTSC U/C

PlayStation[®]



SLUS-01444



X-bladez[™]

inline skater

CRAVE
ENTERTAINMENT

WARNING: READ BEFORE USING YOUR PLAYSTATION® GAME CONSOLE.

A very small percentage of individuals may experience epileptic seizures when exposed to certain light patterns or flashing lights. Exposure to certain patterns or backgrounds on a television screen or while playing video games, including games played on the PlayStation game console, may induce an epileptic seizure in these individuals. Certain conditions may induce previously undetected epileptic symptoms even in persons who have no history of prior seizures or epilepsy. If you, or anyone in your family, has an epileptic condition, consult your physician prior to playing. If you experience any of the following symptoms while playing a video game – dizziness, altered vision, eye or muscle twitches, loss of awareness, disorientation, any involuntary movement, or convulsions – IMMEDIATELY discontinue use and consult your physician before resuming play.

WARNING TO OWNERS OF PROJECTION TELEVISIONS:

Do not connect your PlayStation game console to a projection TV without first consulting the user manual for your projection TV, unless it is of the LCD type. Otherwise, it may permanently damage your TV screen.

USE OF UNOFFICIAL PRODUCT:

The use of unofficial products and peripherals may damage your PlayStation game console and invalidate your console warranty.

HANDLING YOUR PLAYSTATION DISC:

- This compact disc is intended for use only with the PlayStation game console.
- Do not bend it, crush it or submerge it in liquids.
- Do not leave it in direct sunlight or near a radiator or other source of heat.
- Be sure to take an occasional rest break during extended play.
- Keep this compact disc clean. Always hold the disc by the edges and keep it in its protective case when not in use. Clean the disc with a lint-free, soft, dry cloth, wiping in straight lines from center to outer edge. Never use solvents or abrasive cleaners.

X-bladez™

inline skater

Once again it is time for the Annual X-bladez™ Tournament. The Robot is back and ready to watch his friends compete for the prestigious inline skating medal. For the past five years the X-Crown has gone to Flapjax the skating circus monkey. Kids from all over have come to give their best and take a chance at winning the crown that Flapjax has owned for the past few years. Each racer has been selected as the best from his or her hometown and now goes against the best from everywhere. Winning isn't everything however, these kids know that they are really here just for some free-spirited competition. Who will win the circuit this year? Well, there is only one way to find out.



TABLE OF CONTENTS

System Set Up	2
Basic Controls	3-4
Main Menu	5-6
Powerups/Reward System	7
Pause Menu/Options	8
Character Descriptions	9-11
Tricks	12-13
Credits	14-15
Warranty and Service Information	16

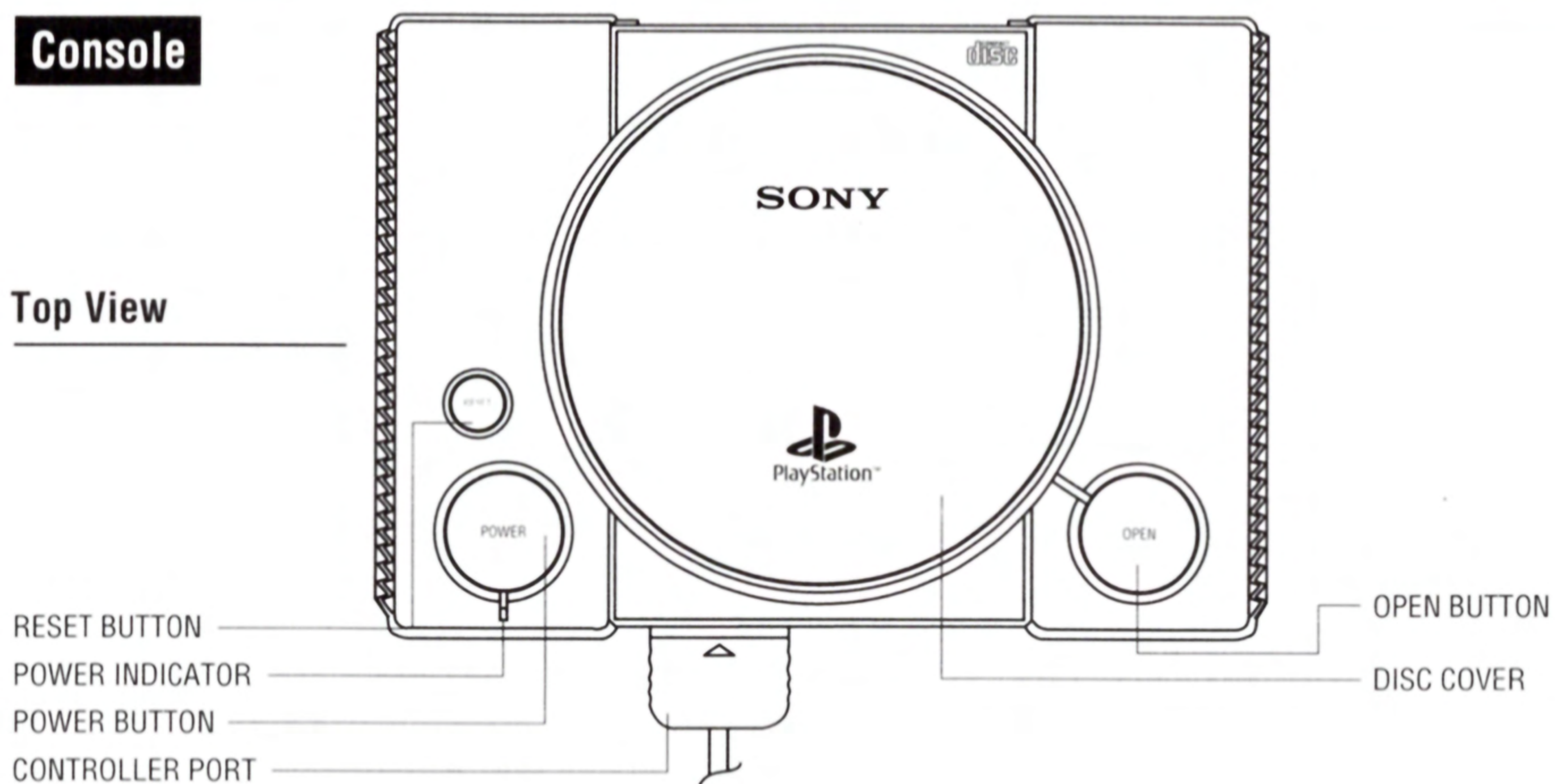
System Set Up

Set up your PlayStation® game console according to the instructions in its Instruction Manual. Make sure the power is off before inserting or removing a compact disc.

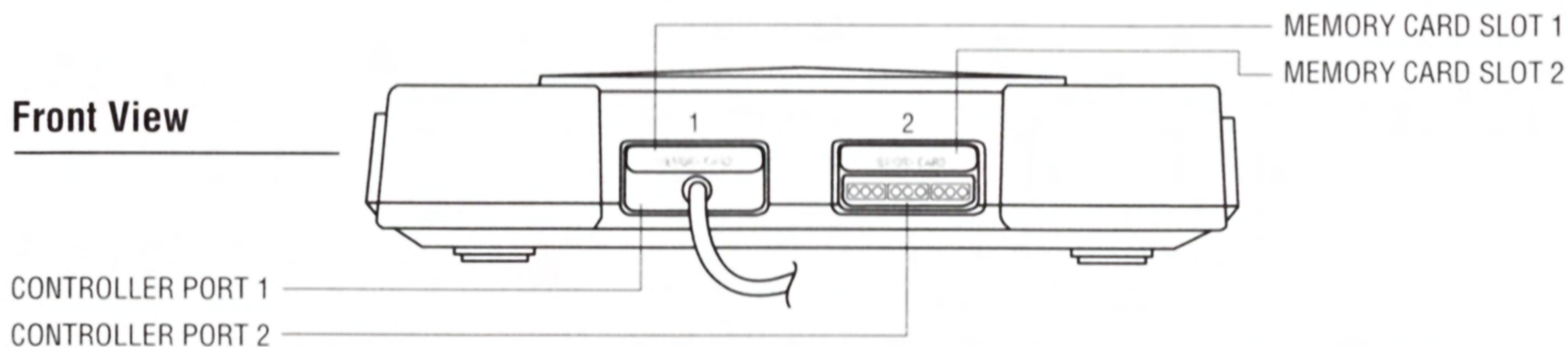
- Insert the X-bladez: Inline Skater disc and close the Disc Cover.
- Insert game controllers and turn on the PlayStation® game console.
- Follow the on-screen instructions to start the game.

Console

Top View

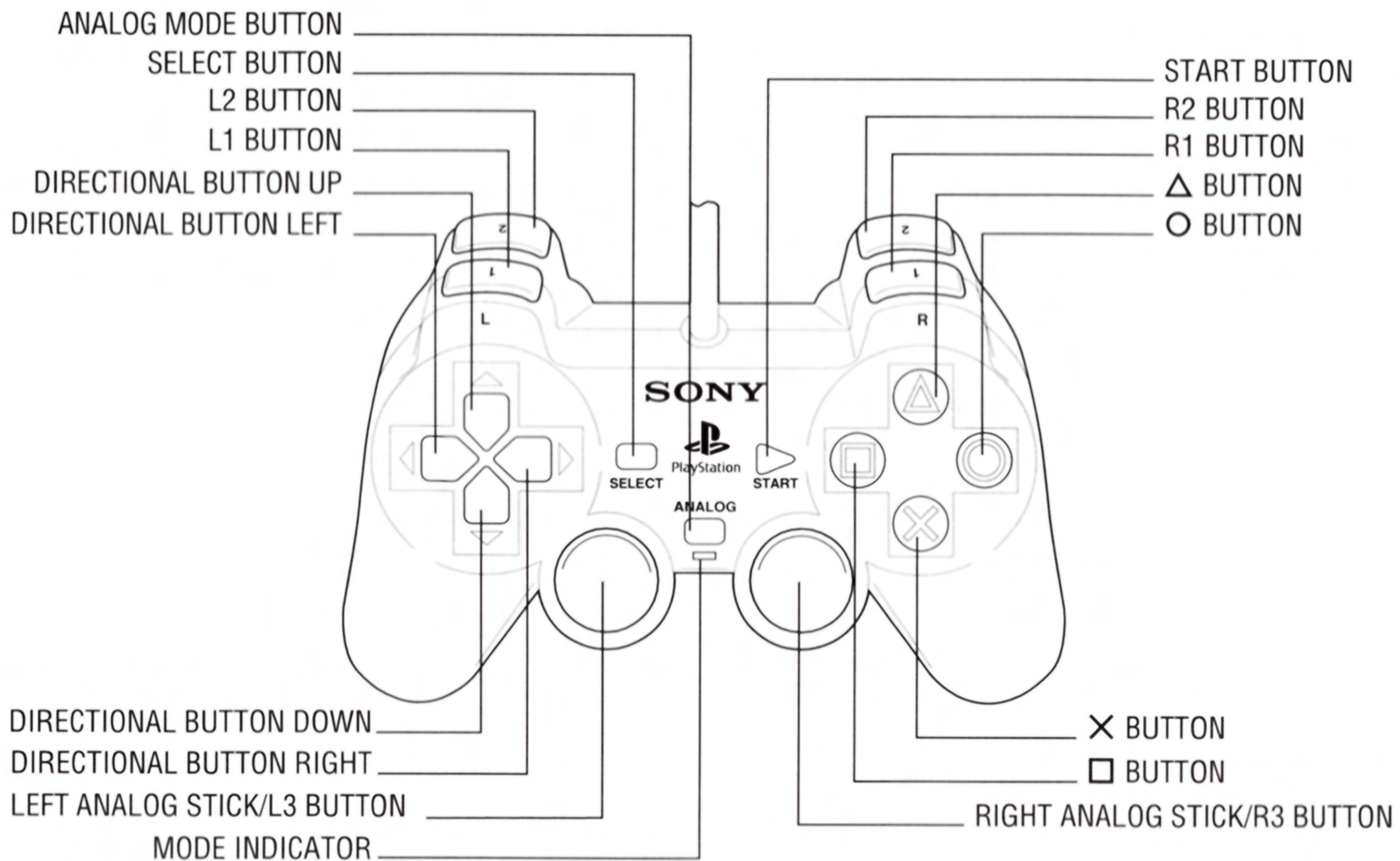


Front View



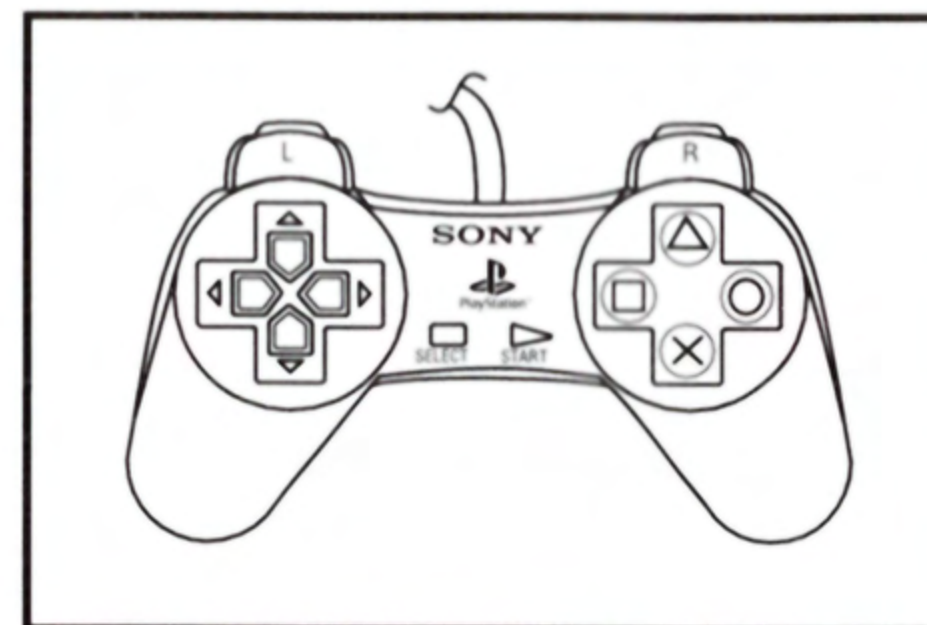
CONTROLS

DUALSHOCK® analog controller



NOTE: Compatible only in Digital and Analog mode

NOTE: You may have a controller that looks like this, if so please follow the digital instructions outlined above.



CONTROLS

Directional Button / Left Analog Stick: MOVE: Pushing left or right moves the character left or right on the screen. Pushing down or pulling back will cause the character to slow down by 50%. Holding the X button will cause the player to speed up by 10%.

X button: Tap the X button for a small jump or hold it down for a higher jump. The jump action does not happen until the player releases the button. During menu screens, press the X button to accept selections.

△ button: Pressing the Triangle button will make the character grind on rails. Pressing the Triangle button + Up, Left, Down, or Right on the Directional Button will do different grinds. During menu screens, press the TRIANGLE button to cancel selections and go back to a previous screen.

□ button: Pressing the SQUARE button after jumping will make the character do a Grab trick. Pressing the SQUARE button + Up, Left, Down, or Right on the Directional Button will do different grabs.

○ button: Pressing the CIRCLE button after jumping will make the character do a Spin trick. Pressing the CIRCLE button + Up, Left, Down, or Right on the Directional Button will do different spins.

START: Pauses the game.

MAIN MENU

There Are 4 Items On The Main Menu:

Tournament – Qualify by performing daring tricks to earn points, then race against the local champ to progress through the tournament!

Practice – Practice the tracks before tackling the challenge of Tournament mode.

Options – Adjust the Music and Sound volumes, as well as turn Vibration on or off.

Load Game – Load a previously saved game (Memory Card with 1 free block required).




MAIN MENU



Starting a Tournament Game:

After selecting Tournament on the Main Menu, select a character at the Character Select screen. When you first start the game, you will only have Kevin and Stephanie available to you. As you progress through the levels, other characters will become available.

GAME INTERFACE



POWERUPS/REWARDS SYSTEM



SCORE MULTIPLIER: Doubles the player's points when performing stunts. The score multiplier lasts 10 seconds, during this time "2x trick score" will flash on the screen to indicate that it's in effect. Score multipliers activate immediately when the player hits one. These are only available in the Qualify Tracks.



SPEED BURST: Increases the player's velocity for 3 seconds. Speed bursts activate immediately as soon as the player hits one. These are only available in the Race Tracks.



WHEEL ICONS: Wheel icons appear in race levels when the player is competing against an AI character. If the player can collect all the wheel icons in two consecutive races, they can unlock an extra character for play in other levels). When the player hits a wheel icon, a message comes up on screen and tells the player they have X out of X icons. Wheel icons do not regenerate. These are available only in the Race Tracks, and come in sets of 6 per track.



MONKEY ICONS: If the player can collect the 36 monkey icons, they unlock Flapjax the monkey. When the player hits a monkey icon, a message comes up on screen telling the player they have X out of X icons. Monkey icons do not regenerate. Monkey Icons are only on the Qualify Tracks and come in sets of 6 per track.

PAUSE MENU

If you press the **START** button while playing the game, the Pause Menu appears. Use Up or Down on the Directional Button to move through the menu:

Return to Game: Un-pauses the game.

Options: Adjusts Music Volume, Sound Volume, and lets you turn Vibration On or Off.

Restart: Starts the race over.

Tricks: Shows a list of tricks for the character you are using.

OPTIONS

Music Volume: Adjust the Music Volume by pressing Left or Right on the Directional Button

Sound Volume: Adjust the Sound Volume by pressing Left or Right on the Directional Button

Vibration: Turn the Vibration On or Off by pressing Left or Right on the Directional Button.

CHARACTERS

GAGE: Gage is all about grinding to the music! He has combined his two favorite past times in a truly unique freestyle form, dancing and blading. His unique moves have gotten him many awards in freestyle competition, but now he wants to give the tournament a try. Will he be able to use his moves to win the competition?



Gage



Stephanie

STEPHANIE: Stephanie is a lover of Boy Bands, Pep Rallies, and Cheerleading. She spends her spare time designing new outfits for the day she will make it big as a pop star. She uses cheerleading as a way to release her creative energy in a pop environment. Give her a mic and she will give you a show that will top anything you could see in any music video. She has joined this blading competition in hopes that if she wins she may get an endorsement from a major

company. Her hopes of winning and her drive for fame are the springboard that launches her motivation. Careful! When you are up against her she may take your spotlight!!!

CHARACTERS



Harlie

HARLIE: Harlie is a freespirited lover of jest. Always clowning around in her spare time she just loves to make people laugh. She strives to be in the limelight and will even use the Race Circuit to perform her tricks for those in the crowd. An aspiring young actress, mime, magician, and acrobat, Harlie has definitely got the moves to give any of the other players in this production a run for their money.

KEVIN: Kevin is a lover of rock music and video games. He doesn't care which but he hopes to one day work in one of those two fields. He is an X-Treme blader and manages to combine the moves he has seen his favorite rock stars do with his blading style. Metal and Bladez is the name of his wanna-be band. Even though he doesn't know how to play the guitar just yet, he wails away in the air, practicing his moves for when he can play. Kevin can make anything into an air guitar and has even combined that with his blading moves. Even though you may not think so, Kevin is a highly talented performer—when he has his blades on that is!



Kevin

CHARACTERS

TYLER: Tyler is the typical “Army Brat” tough guy. During the school year he attends Fort Listner’s School for boys. He is always well kempt and organized and has a knack for pushing himself to the limits. When it comes to pain, this guy can handle it all. His favorite type of music is military cadence.



Tyler



Flapjax

FLAPJAX: Flapjax was once the main star of the circus. With his freestyle blading antics he used to draw in the crowds. Tired of showbiz, however, he left the stage in pursuit of his dreams, X-Treme blading! Flapjax has been crowned with numerous titles ever since he joined the blading circuit five years ago! Careful! He may be a chimp, but when it comes to blading, there is no monkeyin’ around!!!

ROBOT: The Robot is the host of the show. He has invited all the kids to come out and give their best in this racing competition. He is even willing to take the best of the best to his home, which is an asteroid in a galaxy far away. Maybe he will even join the race, if you’re good enough!!!



TRICKS

When playing the game, each character has a set of tricks they can perform to gain points. Try combining multiple tricks for massive points!:

Basic Controls:

- Forward Skating – Automatic. Moves forward.
- Speed Up (a constant speed, faster than forward skating, but half as slow as a speed boost) – X button
- Brake – Down on the Directional Button.
- Skate Left – Left on the Directional Button.
- Skate Right – Right on the Directional Button.
- Jump – X button (jumps when released).
- Spins – Circle button.
- Grabs – Square button.
- Grinds – Triangle button.

Ground Based Tricks:

- Squiggles – Up + Circle button
- Crossback – Down + Circle button
- Turn around – Left + Circle button
- One Footer – Right + Circle button

TRICKS

Rails:

- Frontside Grind – Up + Triangle button
- Backside Grind – Down + Triangle button
- Fishbrain Grind – Left + Triangle button
- Soul Grind – Right + Triangle button

Air Based Grabs:

- Big O – Up + Square button
- Heel Grab – Down + Square button
- Mute Air – Left + Square button
- Method – Right + Square button

Air Based Spins:

- 720 spin – Up+ Circle button
- Back Flip 180 – Down + Circle button
- 360 Grab – Left + Circle button
- Bio 540 Flat Spin – Right + Circle button

Each character has 1 special Air Based trick and 1 special Grind trick, can you figure out what they are?

CREDITS

Crave Entertainment

Senior VP of Product DevelopmentMark Burke
Executive ProducerMike Arkin
Associate ProducerChris Scaglione
QA ManagerJohn Bloodworth
Lead TesterJudy Baughman
TestersJennifer Avila, Wesley Bunn, Nam Kim,
.....Adrian Lewandowski, Joseph Olivas, Ramiro Ramirez, Ramon Ramirez,
.....Marlus dos Santos, Jamie Saxon, Mark Sullano, Ron Talay

Marketing

Executive V.P. of PublishingHolly Newman
Sr. V.P. of Global MarketingMartin Spiess
Sr. Group Marketing ManagerCraig Owens
Director of Marketing ServicesSheri Snow
Sr. Creative ManagerRyan Villiers-Furze
Graphic DesignerEthan Malykont
Marketing Services CoordinatorYumi Saiki
Manual DesignPhil Stephenson Design
Special ThanksNima Taghavi, Ron Scott

CREDITS

Vision Scape Interactive

PresidentMatt McDonald

Chief Financial OfficerTammy McDonald

ProducerBarb Downey

Game DesignPatric Starr

ProgrammingBrandon Bogle, Dave Dentt

ArtistsHoward Springsteen, Wesley, Andy Rose, Ryan Benjamin,
.....Tom Hussmann, Dave Riewald, Clayt Ratzlaff

Sound DesignJason Ritz

TestingBrad Nelson

Music ByAndrew Wilson and Uncle Voltron www.unclevoltron.com
.....Vox - Peter Tintle, Lead Guitar- Chuck Wagon,
.....Drums-Hodaka the Vanquisher, Rhythm Guitar-The Doctor,
.....Bass - Michael F. Manalese

Warranty and Service Information

CRAVE ENTERTAINMENT, Inc. warrants to the original purchaser of this CRAVE ENTERTAINMENT, Inc. Software product that the medium on which this computer program is recorded is free from defects in material and workmanship for a period of ninety (90) days from the date of purchase. The CRAVE ENTERTAINMENT, Inc. software program is sold "AS IS" and without any expressed or implied losses or damages of any kind resulting from use of this program.

If the CRAVE ENTERTAINMENT, Inc. software product fails to comply with this limited warranty, CRAVE ENTERTAINMENT, Inc. agrees to either repair or replace, at its option, free of charge, the noncomplying Crave Entertainment, Inc. software product provided it is return by the original purchaser, postage paid, with proof of purchase to CRAVE ENTERTAINMENT, Inc.'s Factory Service Center. When returning the program for warranty replacement please send the original product disc only in protective packaging and include: **(1)** a photocopy of your dated sales receipt; **(2)** your name and return address typed or clearly printed; **(3)** a brief note describing the defect, the problem(s) you are encountering and the system on which you are running the program; **(4)** if you are returning the program after the 90-day warranty period, but within one year after the date of purchase, please include check or money order for \$15 U.S. currency per disc replacements. **Note:** Certified mail recommended.

In the U.S. send to: Warranty Replacements
Crave Entertainment, Inc.
19645 Rancho Way
Rancho Dominguez, CA 90220

This warranty shall not be applicable and shall be void if the defect in the Crave Entertainment, Inc. software product has arisen through abuse, unreasonable use, mistreatment, neglect or reasonable wear and tear.

THIS WARRANTY IS IN LIEU OF ALL OTHER WARRANTIES AND NO OTHER REPRESENTATIONS OR CLAIMS OF ANY NATURE SHALL BE BINDING ON OR OBLIGATE CRAVE ENTERTAINMENT, INC. ANY IMPLIED WARRANTIES APPLICABLE TO THIS SOFTWARE PRODUCT, INCLUDING WARRANTIES OF MERCHANTABILITY AND FITNESS FOR A PARTICIPATING PURPOSE, ARE LIMITED TO THE NINETY (90) DAY PERIOD DESCRIBED ABOVE. IN NO EVENT WILL CRAVE ENTERTAINMENT, INC. BE LIABLE FOR ANY DIRECT, SPECIAL, INCIDENTAL OR CONSEQUENTIAL DAMAGES RESULTING FROM POSSESSION, USE OR MALFUNCTION OF THE CRAVE ENTERTAINMENT, INC. SOFTWARE PRODUCT.

Some states do not allow limitations as to how long an implied warranty lasts and/or exclusions of liability may not apply to you. This limited warranty gives you specific legal rights and you may also have other rights, which vary, from state to state.

Customer Support

You may need only simple instructions to correct a problem with your product. Call the Customer Service Line at **970-392-7022**, 24 hours a day, 7 days a week.

Crave Entertainment - 19645 Rancho Way - Rancho Dominguez, CA 90220

© 2001 Crave Entertainment, Inc. All rights reserved. X-Bladez: Inline Skater, Crave Entertainment and the Crave Entertainment Logo are either trademarks or registered trademarks of Crave Entertainment, Inc. in the U.S. and other countries. All other trademarks and copyrights are the property of their respective holders.

Licensed by Sony Computer Entertainment America for use with the PlayStation game console. PlayStation and the PlayStation logos are registered trademarks of Sony Computer Entertainment Inc. The ratings icon is a trademark of the Interactive Digital Software Association. Manufactured and printed in the U.S.A. THIS SOFTWARE IS COMPATIBLE WITH PLAYSTATION GAME CONSOLES WITH THE NTSC U/C DESIGNATION. U.S. AND FOREIGN PATENTS PENDING.

